



There's an App for That!

Way Public Library

March 10, 2016





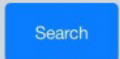

Presented by Kara Prielipp, Technology Specialist/Librarian

Your mobile device can do a lot of great things, but some of those features do not come pre-loaded on your phone or tablet. Thankfully, you can easily download many new apps for your device, often for free!




Apps are programs you can download to your device that fulfill a specific purpose. For example, a “Maps” app can be used to look up directions.

There are two different procedures for downloading apps depending on if you own an Apple device (such as an iPad or iPhone) or if you own an Android device.

How to download apps on Apple devices

1. Tap the “App Store” app 
2. **For most iPads**, Tap the grey search bar  in the top right-hand corner. **For most iPhones**, tap the “Search” button  at the bottom of the screen (which may be grey, not blue) and then tap the grey search bar  at the top.
3. Type in the name of the app you are looking for and then tap the blue SEARCH button  in the bottom right-hand corner of the keyboard.
4. When you spot the app you need, tap the +GET button  next to it (or, if it costs money, tap the price tag). Note: If the button says +OPEN, it means you already own the app.
5. Then tap the INSTALL button.
6. You may be prompted for your Apple ID password at this time.
7. Next you will see a circle with an indicator showing how much of the app has downloaded. Once the circle is complete, it is done and will soon say +OPEN, which you may tap to open the app.

How to download apps on Android devices

1. Tap on the Play Store button  (if you don't see it on your homepage, click the All Apps button first, which may look like this  or this .

2. Tap the words “Google Play” at the top inside the white search bar, which should look similar to this:



3. Type in the name of the app you are looking for and then tap the app you wish to download.
4. Tap the green INSTALL button
5. Tap the green ACCEPT button in the pop-up window
6. Wait for the app to download; it will say what percentage is currently completed, and then say “Installing...”
7. When it is done, tap the green OPEN button.

Popular Apps



Facebook – Use this app to have access to the same Facebook you can view on a computer. This is the most popular social-networking site at the time and is a great way to share photos and keep in contact with your friends and family.



Messenger – This is the same thing as the “Chat” area on Facebook. Use this app to send instant messages to your Facebook friends. This app can make your phone make a noise when a message comes in, just like it makes a noise when you receive a text message.



Angry Birds – A fun game that uses physics to launch birds and various objects with the objective of destruction.



Farmville 2: Country Escape – A game of virtual farming where you can harvest crops, bake goods, sell goods, and decorate your farm. There are fun new events happening every couple weeks to keep things interesting!



OverDrive – This app is required to read ebooks and listen to eAudiobooks on your mobile device from Way Public Library’s digital collection. You can also checkout magazines but the NOOK app is required to read them (below).



NOOK – After you checkout magazines with the OverDrive app (above), use this app to read the magazines.



Hoopla – Download this app to get 8 library checkouts per month from a digital collection of ebooks, eAudiobooks, movies, TV shows, and musical albums.



Yahoo Mail – Use this app to read your email if you have a Yahoo email account, because it may work better than the Mail app that came with your device.

Note: If you have a Gmail email address you should use the Gmail app and if you have a Microsoft email address (such as Hotmail or Live mail), use the Microsoft Outlook app.

Interesting Apps



Uber (Android Only) - Get a reliable ride in minutes with the Uber app—no reservations or waiting in taxi lines. From low-cost to premium, every ride option feels like an upgrade to the everyday. Create your account using a credit card or PayPal, and your fare will be charged automatically at the end of your ride. You can also pay with cash in select cities. After your trip, we'll email you a receipt.



Swiftkey – Download this app to get a new keyboard that allows you to swipe your finger across keys instead of tapping. Even if you don't quite hit the write key, this keyboard usually corrects the mistake and even gets better over time as it learns your typing (or “swiping”) habits.



Waze – Just like “Google Maps” or Apple’s “Maps” app, you can use this app to get directions and have voice commands read to you as you drive, but there are some neat extra features. You can easily add additional stopping points, ask what’s nearby your route (Example: Which Wendy’s is closest to my current route?), and get additional construction and accident information.



Google Translate – Point your camera at a sign or written words and instantly get a translation in 26 languages, or type in words to get a translation into over 90 languages.

Informational Apps

Try searching for apps made by your favorite news producers, such as the New York Times or CBS News.



WTOL 11 – Known as “Toledo News Now” for Android, and “WTOL11” for iOS, this app has local and national headlines, school closings, weather forecasts, and more news by way of articles and videos.



Flixster – Best app to see movie times at local theaters, get movie summaries/reviews, and make lists of movies you want to see in theaters, watch on Netflix, or obtain on DVD.



1Weather – One of the highest-rated apps for Weather because it includes hourly forecasts, week-long forecasts, radar maps, cloud maps, and many more weather stats.



CBS Sports – One of the best apps to keep up with sports scores, make your own NCAA bracket, check stats, watch live games, listen to live radio shows, and check schedules.

Music/Video Apps



iHeartRadio – Listen to your favorite radio stations on your mobile device for free! (Note: If your radio station is not available with this app, check the station’s website for information on if there is a different app you could download to listen to the station on the go)



Spotify Music – This is the best app known for having the largest collection of high-quality music to listen to on-demand. You must pay a monthly fee, but you then have access to virtually any song you could think of, any time you have an internet connection, plus you can make playlists.



YouTube - Don’t want to pay for music, but just need to listen to a song on-demand every now and then? Use this video app to find most songs old and new. It is not high-quality like Spotify, but many people cannot spot the sound differences and just hearing the song may serve the purpose you need. The main use for this app is watching videos uploaded by other people. Sometimes videos are homemade, but others are published by mainstream companies. It’s also a great way to find documentaries.



YouTube Kids – The traditional Youtube app can contain videos with mature topics, and although that does not include nudity, it certainly may contain profanity and ideas related to gambling, drugs, and many other topics. All content on Youtube Kids has been pre-approved and kids can watch “channels” based on specific characters, making content discovery a cinch.



Netflix – With a \$7.99 monthly subscription, you can stream unlimited commercial-free movies and TV shows from your mobile device, computer, smart TV, or blu-ray player from one of the best (if not *the* best) selection of streaming video.



Hulu – Similar to Netflix in that you can pay to have access to streaming TV shows and movies, but also includes free content that doesn't require a subscription. Both paid and free content have commercials.



PBS Video – Watch free PBS videos on-demand including Downton Abbey, Frontline, and countless others.



FOX NOW – Watch FOX TV shows on-demand for free using this app. New episodes generally appear 8 days after airing on TV, so if you missed the latest Big Bang Theory, here is your chance to catch up!

Note: Try searching for your favorite station, such as CBS, to see apps that correspond with your favorite channel.

Practical Apps



Google Docs – Use this app to create, open, and edit word documents, even ones you created on your computer. Requires you to use a Google or Gmail account and download the Google Drive app in order to save files.



Google Sheets – Use this app to create, open, and edit spreadsheets (such as Excel files), even ones you created on your computer. Requires you to use a Google or Gmail account and download the Google Drive app in order to save files.



Google Slides – Use this app to create, open, and edit presentations, even ones you created on your computer. Requires you to use a Google or Gmail account and download the Google Drive app in order to save files.



Google Drive – This app is required to save files created in Google Docs, Sheets, or Slides, or open such files you created on your computer.

Shopping/Money Apps

If you like shopping online, search to see if your favorite store has an app to shop from your mobile device! Sometimes you can get access to special coupons and automatically load them to your rewards card.



Kohl's – Use this app to shop Kohl's online store or check to see if a product is available in-store.



MoneyPass – This app lets you check to see if there are ATMs or branches in the area related to your particular bank. First you should see what app your bank has because it may not be compatible with this one.



KeyBank Mobile – If you use KeyBank you can use this app to check account balances, transfer finances between accounts, find branches, and deposit checks using your camera.

Note: If your bank is not KeyBank, you can ask your bank if they have their own app.



Panera Bread – Use this app to put in your order ahead of time and have it ready for pickup in ten minutes.

Note: Check to see if any of your favorite restaurants have apps of their own that do something similar!



eBay – Use this app to purchase products from Ebay or sell a product of your own. You can also track packages for items you have already purchased, and get notifications if you win an auction.

Final Tip

Do not hesitate to explore different categories of apps in the App Store or Google Play Store. This can be the best way to find new things such as games, shopping apps, and obscure apps you may never have heard of!

For the Apple iOS App Store

You can explore new apps by tapping “Explore” at the bottom of the screen and then tapping “Categories” in the top left-hand corner.

For the Google Play Store

You can explore new apps by tapping the green “Apps” or “Games” buttons from the home screen of the Play Store (if you are not at the home screen, look for an arrow in the top left-hand corner to go “back” a page until you see the home screen), and then tapping “Categories” in the top left-hand corner.

Additional questions?

Contact Kara Prielipp, Technology Specialist/Librarian at the Way Public Library by calling 419-874-3135 x106 or emailing kara.prielipp@waylibrary.info